

Bracket Mount Antenna

B4BE-7-27

PANORAMA ANTENNAS



B4BE-7-27

- Cost Effective 2G/3G/4G and 3.8GHz 5G Coverage
- Wall or Mast Mounted

The B4BE series is a cost effective omni-directional multi-band antenna for 4G/3G/2G and 3.5GHz 5G devices and is suitable for external or internal installation.

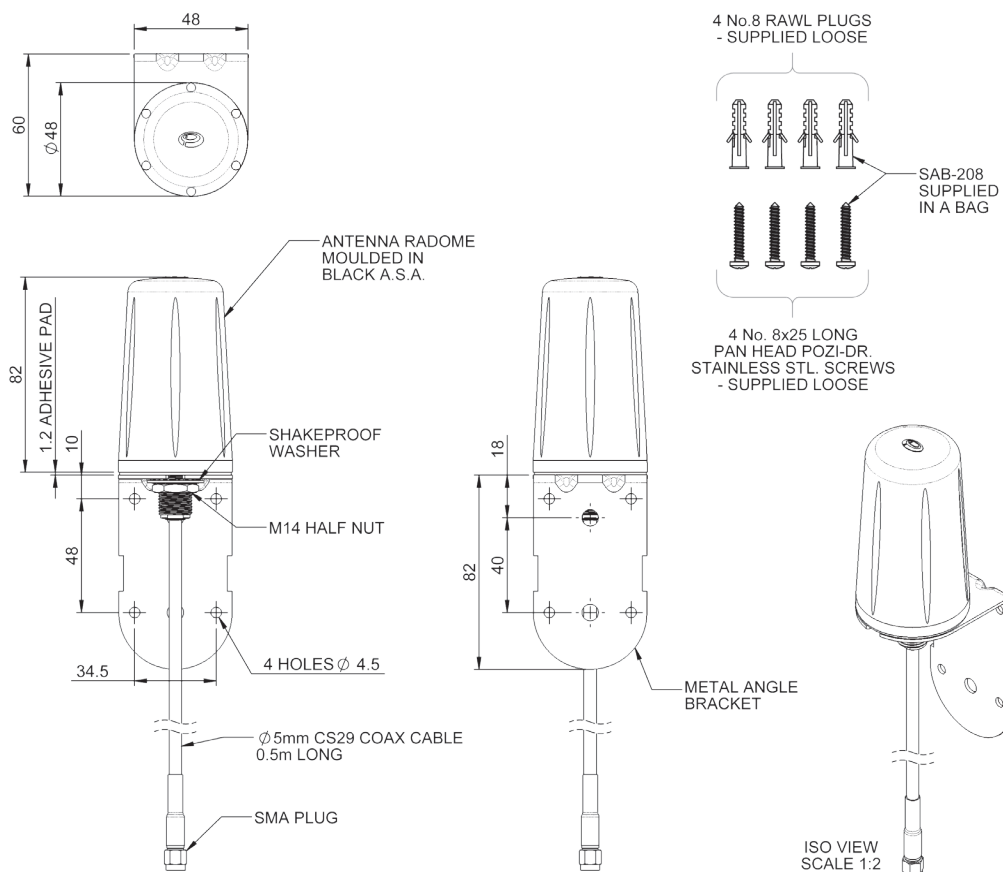
The design of the mounting bracket enables simple wall mounting using the supplied screws and wall plugs or mast mounting using a pipe clip or cable ties (not supplied).

The omni-directional radiation pattern allows easy placement of the antenna in an elevated position.

This antenna is an ideal solution for use in industrial and domestic environments with cellular modems/routers for IoT and Machine to Machine (M2M) wireless connectivity applications.

Technical Drawing

B4BE-7-27-05SP Shown



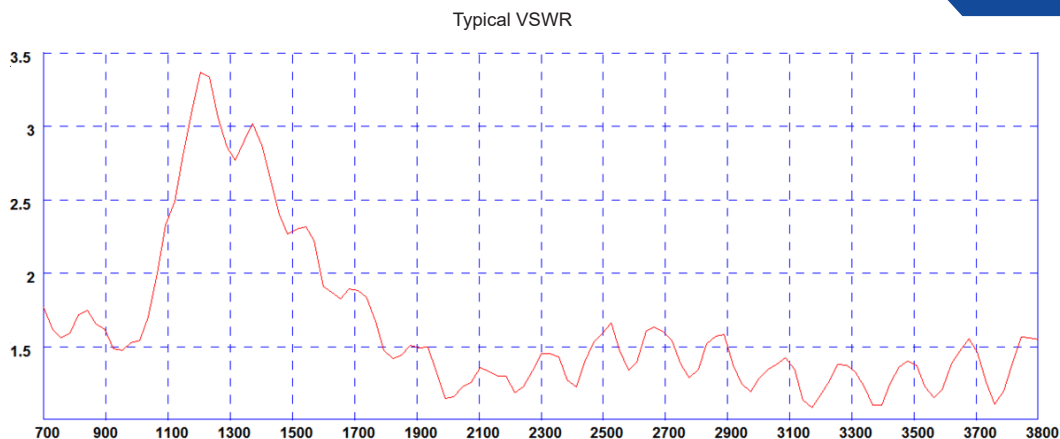
Bracket Mount Antenna

B4BE-7-27

Product Data

Part No.		B4BE-7-27-05SP	B4BE-7-27-5SP	B4BE-7-27-2SP
Electrical Data				
Frequency Range (MHz)		698-960 / 1710-3800		
Operational Band		700 / 800 / 900 / 1800 / 1900 / 2100 / 2400 / 2600 / 3500		
Peak Realised	698-960MHz	2dBi		
Gain: Isotropic*	1710-3800 MHz	5dBi		
VSWR		<2.5:1		
Polarisation		Vertical		
Pattern		Omni-directional		
Impedance		50Ω		
Max Input Power (W)		30		
Mechanical Data				
Dimensions (mm)	Height mounted	164 (6.46")		
	Diameter	48(1.89")		
Operating Temp (°C)		-40° / +85°C (-40° / 185°F)		
Material		ASA, aluminium, zinc plated steel		
Colour		Black (White available p/n B4BEW)		
Ingress Protection		IP66		
Mounting Data				
Fixing		Wall or mast mount		
Mounting ScREW Diameter (mm)		4 (0.16")		
Weight (g)	188	372	270	
Cable Data				
Type		CS29 ultra-low loss		
Diameter (mm)		5(0.19")		
Length (m)	0.5 (1.5')	5 (17')	2 (7')	
Termination	SMA plug	SMA plug	SMA plug	

Electrical Data



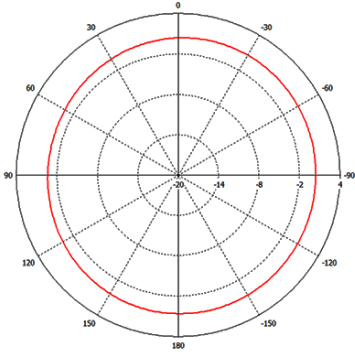
*VSWR measured on supplied bracket with 5m (16') of CS29 cable.

* Peak gain simulated in CST microwave studio on supplied mounting bracket excluding cable loss.

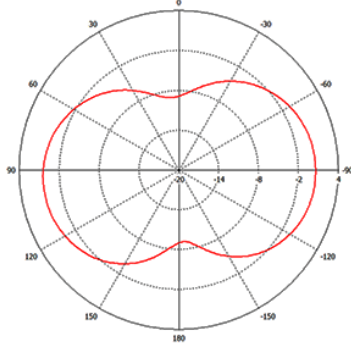
Electrical Data

All measurements taken on a 400 x 400mm groundplane with 0.5m of cable

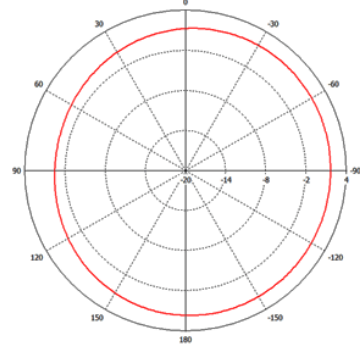
H Plane Plot (700 MHz)



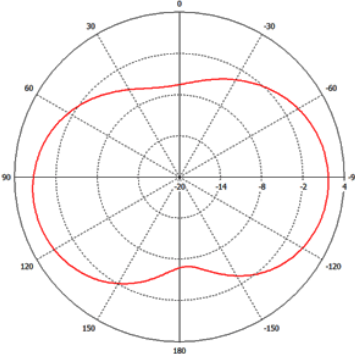
E Plane Plot (700MHz)



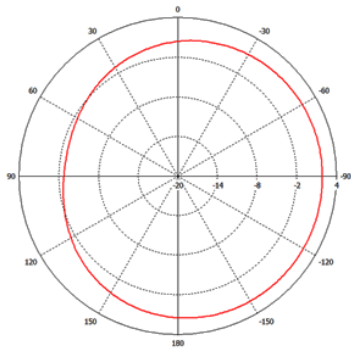
H Plane Plot (800MHz)



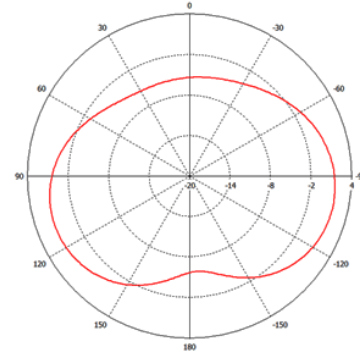
E Plane Plot (800MHz)



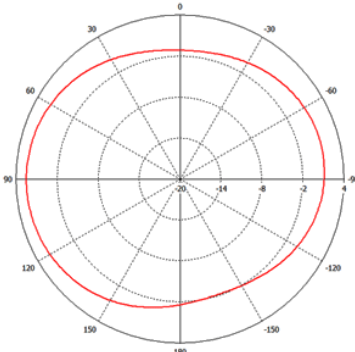
H Plane Plot (900MHz)



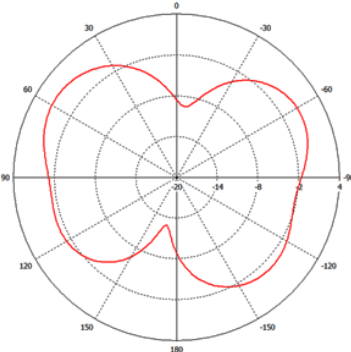
E Plane Plot (900MHz)



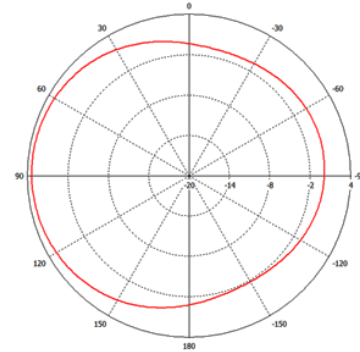
H Plane Plot (1800 MHz)



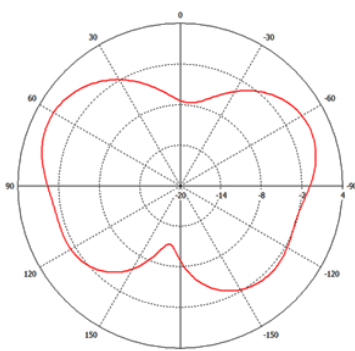
E Plane Plot (1800MHz)



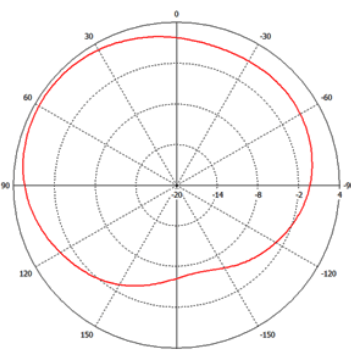
H Plane Plot (2100MHz)



E Plane Plot (2100 MHz)



H Plane Plot (2600MHz)



E Plane Plot (2600MHz)

